


# Evolution®

THE INDUSTRY'S *Premiere* POP UP DISPLAY



## Evolution®

---

Evolution® has exclusive features that set it apart from the competition. These include QuickSet™ lights, the only lights that stay on the frame. This pop up also features the SpiderMount® LCD flush monitor system.


---

AVAILABLE THROUGH

**Colorwave Graphics, LLC**  
Your complete imaging resource


# Evolution®

THE INDUSTRY'S *Premiere* POP UP DISPLAY



## THE QUICKSET™ LIGHT SYSTEM

When you remove your Evolution frame from the case, you'll see that the lights are already attached! When you expand the frame, you have installed your lights! No chairs, no ladders and no hassle. No other pop-up can boast this intelligent feature.



## EASY SET UP

The lightweight frame expands into shape without any tools required. Graphics easily attach into place with magnets. Only 4 simple steps!



## STABILITY

The Frame Locks hold the frame at the proper height while the diagonal bars eliminate swaying and the magnetic bars ensure precise, final locking position. The frames feet have 10 contact points that work well on hard floors and padded carpet.



## SPIDERMOUNT™

SpiderMount™ handles your high technology needs. Awarded Patent in 2016, this is the only internally mounted, frame-supported LCD support on the market. It holds LCD screen flush with the graphics for a finished look and works with all Evolution® models, including table tops.



## MULTIPLE MODELS

There are 18 innovative models to choose from, including concave, convex, serpentine and flat shapes. Connect multiple Evolutions to create a larger display.



## MULTI-FUNCTION CASES

Cases can also function as a podium for additional, graphic impact. Wheels and are recessed into the case for superior roll ability and protection. Three well-thought out handles: one for rolling and two for lifting.



## PREMIUM PACKING

Each case is well designed and engineered to properly pack the display and protect it. Custom packing efficiency to protect contents during shipping.



## 4 CASES TO CHOOSE FROM

All 4 cases double as podiums! SC90: Our top seller allows an entire 10' model to ship in one case. SC80 & SC82: Two cases convert to form a single podium. SC83: Our smallest & lightest case is perfect for table tops.

# Evolution®

THE INDUSTRY'S *Premiere* POP UP DISPLAY

## Evolution® 8' Models



**8' Concave Deluxe Pop Up**

*Kit Includes:*

- 8' x 8' Wired Frame
- 6 Mag bars
- 3 Graphic Main panels
- 2 Graphic End Panels
- 1 Case selection
- 1 Transformer
- 4 LED lights



**8' Convex Deluxe Pop Up**

*Kit Includes:*

- 8' x 8' Wired Frame
- 6 Mag bars
- 3 Graphic Main panels
- 2 Graphic End Panels
- 1 Case selection
- 1 Transformer
- 4 LED lights




**8' Serpentine Deluxe Pop Up**

*Kit Includes:*

- 8' x 8' Wired Frame
- 6 Mag bars
- 3 Graphic Main panels
- 2 Graphic End Panels
- 1 Case selection
- 1 Transformer
- 4 LED lights


## Evolution® 10' Models



**10' Concave Deluxe Pop Up**

*Kit Includes:*


- 8' x 10' Wired Frame
- 7 Mag bars
- 4 Graphic Main panels
- 2 Graphic End Panels
- 1 Case selection
- 1 Transformer
- 5 LED lights



**10' Convex Deluxe Pop Up**

*Kit Includes:*

- 8' x 10' Wired Frame
- 7 Mag bars
- 4 Graphic Main panels
- 2 Graphic End Panels
- 1 Case selection
- 1 Transformer
- 5 LED lights



**10' Serpentine Deluxe Pop Up**

*Kit Includes:*

- 8' x 10' Wired Frame
- 7 Mag bars
- 4 Graphic Main panels
- 2 Graphic End Panels
- 1 Case selection
- 1 Transformer
- 5 LED lights

## Evolution® Table Top Models



**8' Concave TT  
Deluxe Table Top**



**6' Concave TT  
Deluxe Table Top**



**Mini Flat Wall Pop Up  
Wallwasher Kit**



**Mini Concave TT  
Wallwasher Kit**



**Micro Concave TT  
Wallwasher Kit**